
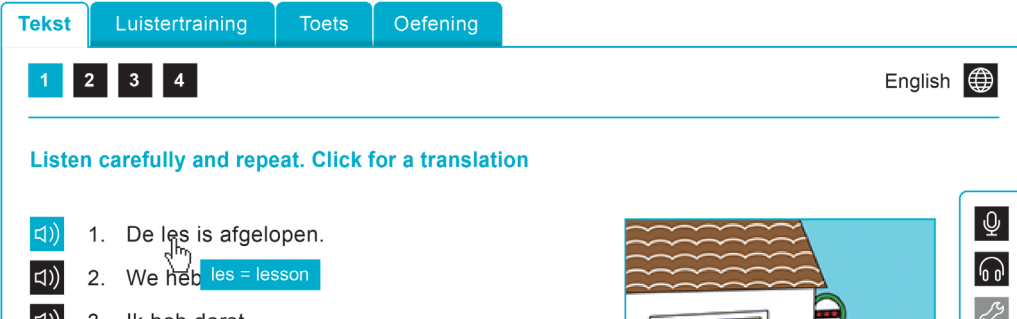






How to study online: www.delftsemethode.nl


Make the most out of your Delftse methode course and combine studying from the book with studying online. Log in with the code from p. 4 (next to the table of contents).

! **First:** Select a lesson and a supportive language .





- 1** **Step 1:** Click on  next to every sentence. Listen, read and look up the translations by clicking on a word. Try to repeat the sentences out loud. You can click on  to record your pronunciation and on  to listen back. Compare your pronunciation with the audio from the lesson. Do this several times. It's important to perfect each step before you proceed.
- 2** **Step 2:** Listen to the text as a whole by clicking on . Do you understand everything or do you still need some translations? If so; go back to step one. Repeating step one and step two is always helpful! This way you get really familiar with the new words, the way sentences are build and with the pronunciation in Dutch.


Tekst Luistertraining Toets Oefening





1 2 3 4 English 




Listen carefully and repeat. Click for a translation

 1.

 2.

 3.

- 3** **Step 3:** Click on  next to the consecutive numbers. You can't see the text... Do you still understand what's being said? Repeat out loud as well and record your pronunciation. If this is too difficult you should go back to step one and two and study some more before you go any further. The words from this lesson will come back later. It's important that you really understand the text word for word.
- 4** **Step 4:** Click on   to listen to the whole text without any help: no visible text, no breaks and no translations. This shouldn't be a problem.

Luistertraining

Practice your listening skills. Click on  and type what you hear. Click on  to see how you did.


Toets

Test yourself! Do you really understand the whole text and do you know it by heart? The test is a dictation based on the text you've studied so hard. To pass this test you have to score 80% or more.

Oefening

Make the exercise from the textbook online and get important feedback.

Icons used online and/or in this book:

- | | | | |
|---|----------------------|---|----------------------------------|
|  | luister / listen |  | oefening / exercise |
|  | lees mee / read |  | change your language |
|  | spreek na / repeat |  | record your own pronunciation |
|  | grammatica / grammar |  | listen to your own pronunciation |
| | |  | change your settings |